



## WALL MOUNTED SHELF WITH POT RACK - S/S

### STANDARD FEATURES

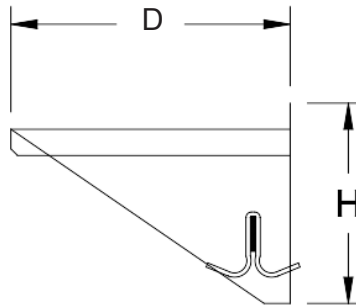
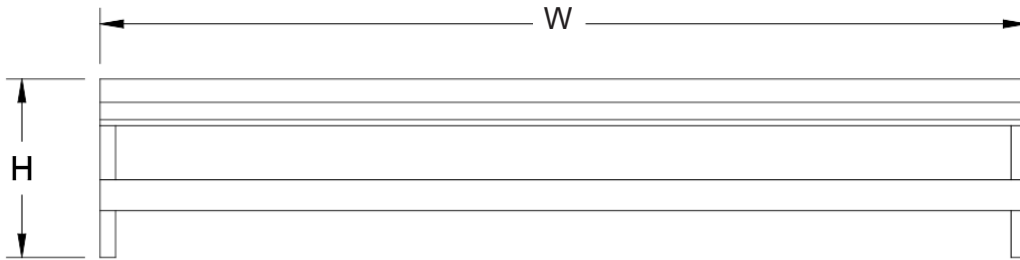
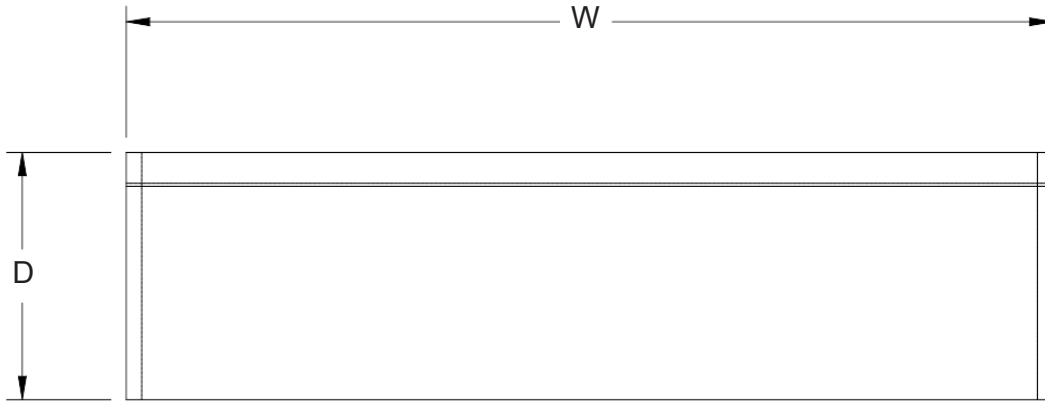
- **Material:** 18 Gauge 400 Series Stainless Steel
- **Brackets:** Stainless Steel
- **Pot Hooks:** 1 Double Pronged Hook Per Linear Foot
- **NSF Certified:** Yes

### CONSTRUCTION

- **Top:** 18 Gauge 400 Series Stainless Steel
- **Brackets:** Stainless Steel
- **Height:** 10"



**KWS1224PR**



Model	Product ID	Overall Size			
		W	D	H	Weight
<b>KWS1224PR</b>	946611	24"	12"	10"	12 lbs
<b>KWS1236PR</b>	946613	36"	12"	10"	17 lbs
<b>KWS1248PR</b>	946615	48"	12"	10"	21 lbs
<b>KWS1260PR</b>	946617	60"	12"	10"	26 lbs
<b>KWS1272PR</b>	946619	72"	12"	10"	30 lbs