



DEEP THREE COMPARTMENT ECONOMY SINK - S/S

STANDARD FEATURES

- **Material:** 18 Gauge 300 Series Stainless Steel
- **Backsplash:** 9"H with 2" Return (Clip Down)
- **Edge:** Raised 1 1/2" Rolled Edge
- **Drainboards:** Left and Right
- **Legs:** 1 5/8" Galvanized Steel
- **Feet:** Polymer Bullet Feet (Adjustable)
- **Basket Drain:** 3 1/2" (Included)
- **Wall Clips:** Stainless Steel
- **NSF Certified:** Yes

OPTIONS

- Pre-Rinse Units & Faucets
- Lever Drains
- Rack Slides
- Stainless Steel Scrap Baskets
- Stainless Steel Legs & Bracing

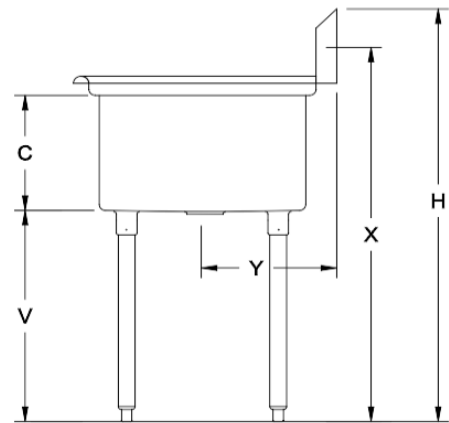
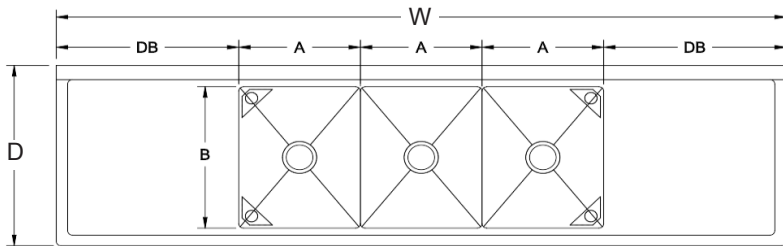
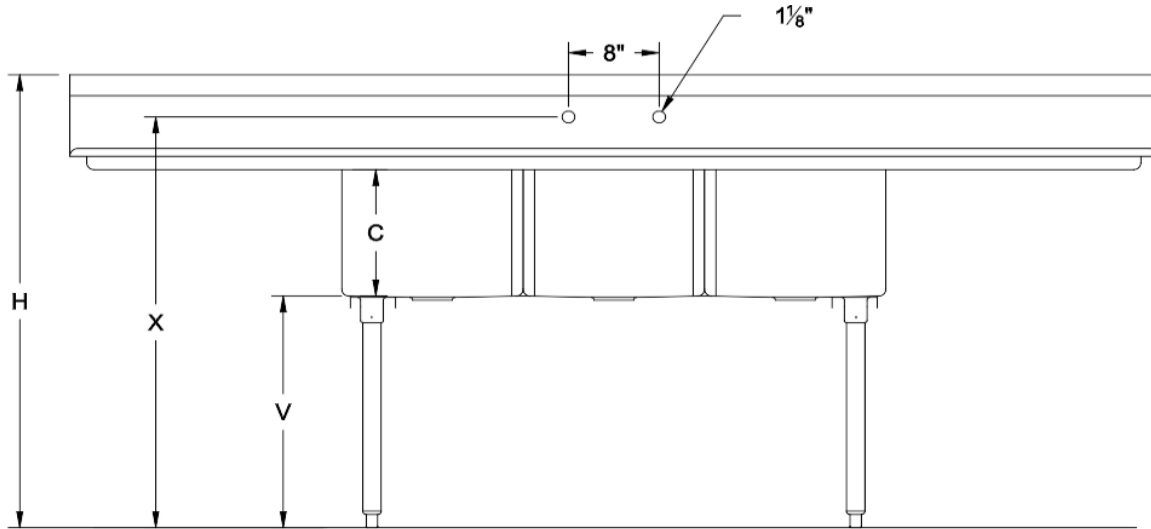
CONSTRUCTION

- **Top & Bowl:** 18 Gauge 300 Series Stainless Steel
- **Leg Sockets:** Stainless Steel
- **Legs:** 1 5/8" Galvanized Steel
- **Feet:** 1" Adjustable high impact polymer bullet style

PLUMBING

- 1 1/8" Splash Mounted Faucet Holes 8" Centers
- 3 1/2" Waste drain





Model	Product ID	Drainboard		Overall Size				Bowl Dimensions			Install Dimensions		
				W	D	H	Weight	Length	Width	Depth	V	X	Y
		Drainboard	Length					A	B	C			
KES3C1014-212	946693	L+R	2 x 12"	54"	20"	43"	87 lbs	10"	14"	10"	24"	39"	10"
KES3C1515-215	946695	L+R	2 x 15"	75"	21"	43"	90 lbs	15"	15"	12"	24"	39"	11 1/2"
KES3C1818-218	946697	L+R	2 x 18"	90"	24"	43"	105 lbs	18"	18"	12"	22"	39"	11 1/2"
KES3C1824-218	946700	L+R	2 x 18"	90"	30"	43"	111 lbs	18"	24"	12"	22"	39"	14 1/2"
KES3C1824-224	946702	L+R	2 x 24"	102"	30"	43"	118 lbs	18"	24"	12"	22"	39"	14 1/2"