



ECONOMY WORK TABLE - NO BACKSPLASH - S/S

STANDARD FEATURES

- **Material:** 18 Gauge 400 Series Stainless Steel
- **Backsplash:** None
- **Undershelf:** Galvanized Steel
- **Legs:** 1 5/8" Galvanized Steel
- **Feet:** Polymer Bullet Feet (Adjustable)
- **NSF Certified:** Yes

OPTIONS

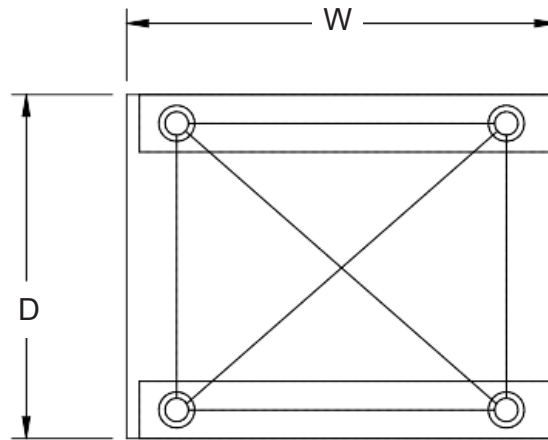
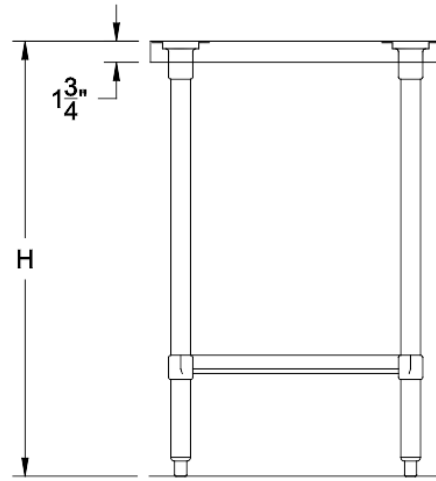
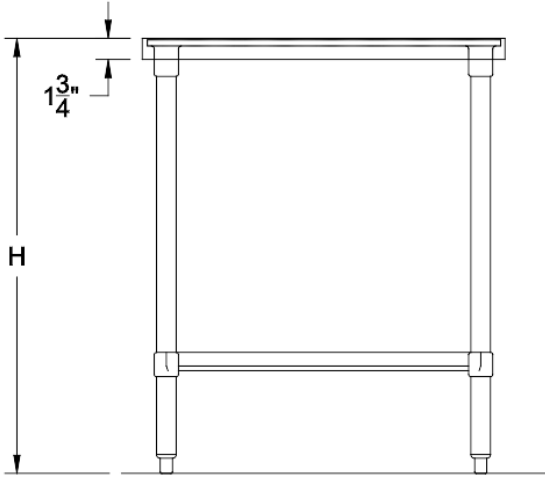
- Casters
- Drawers
- Table Mounted Shelves



KEWT2424



KINTERA™



Model	Product ID	Overall Size				
		D	W	H	Weight	Qty Per Box
KEWT2424	946624	24"	24"	36"	38 lbs	1
KEWT2430	946627	30"	24"	36"	42 lbs	1
KEWT2436	946630	36"	24"	36"	48 lbs	1
KEWT2448	946633	48"	24"	36"	60 lbs	1
KEWT2460	946636	60"	24"	36"	70 lbs	1
KEWT2472	946639	72"	24"	36"	80 lbs	1
KEWT2496	946645	96"	24"	36"	108 lbs	1
KEWT3030	946648	30"	30"	36"	47 lbs	1
KEWT3036	946651	36"	30"	36"	54 lbs	1
KEWT3048	946654	48"	30"	36"	66 lbs	1
KEWT3060	946657	60"	30"	36"	79 lbs	1
KEWT3072	946660	72"	30"	36"	89 lbs	1
KEWT3096	946666	96"	30"	36"	123 lbs	1

Kintera Customer Service: (833) KINTERA (546-8372)
Kintera Warranty Service: (866) 909-2855

