



ONE COMPARTMENT PREP SINK - S/S

STANDARD FEATURES

- **Material:** 18 Gauge 300 Series Stainless Steel
- **Backsplash:** 9"H with 2" Return (Clip Down)
- **Edge:** Raised 1 1/2" Rolled Edge
- **Drainboards:** Right
- **Legs:** 1 5/8" Galvanized Steel
- **Feet:** Polymer Bullet Feet (Adjustable)
- **Basket Drain:** 3 1/2" (Included)
- **Wall Clips:** Stainless Steel
- **NSF Certified:** Yes

OPTIONS

- Pre-Rinse Units and Faucets
- Lever Drains
- Stainless Steel Legs and Bracing

CONSTRUCTION

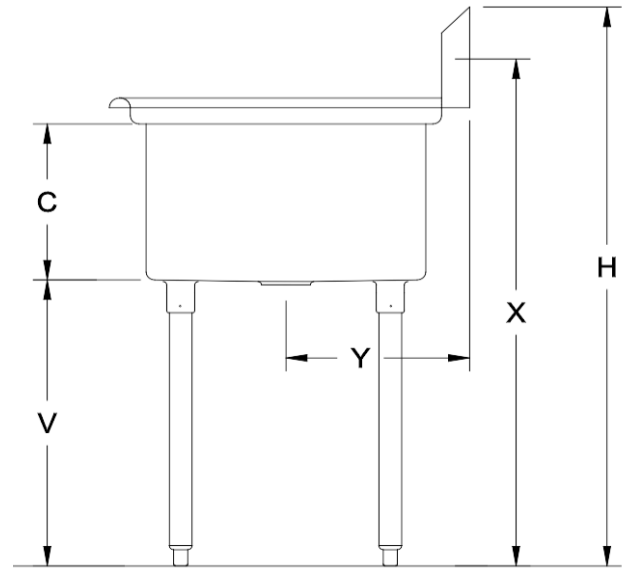
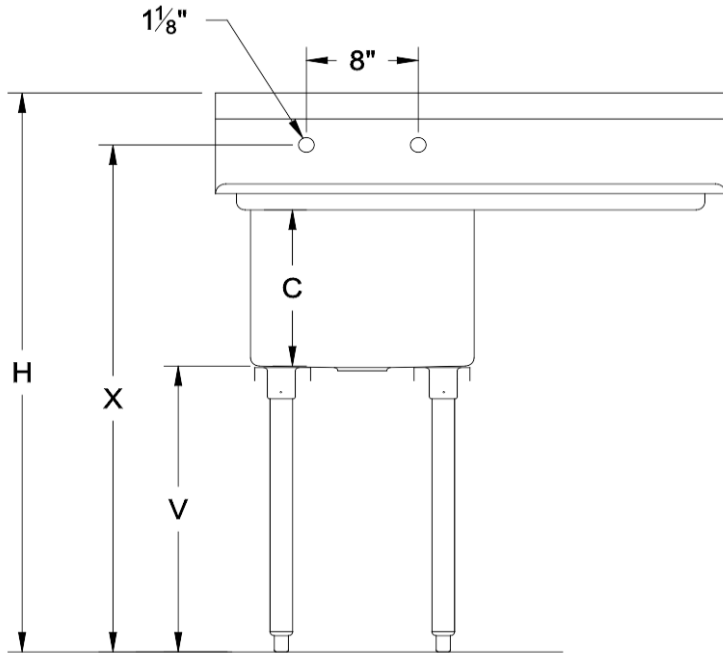
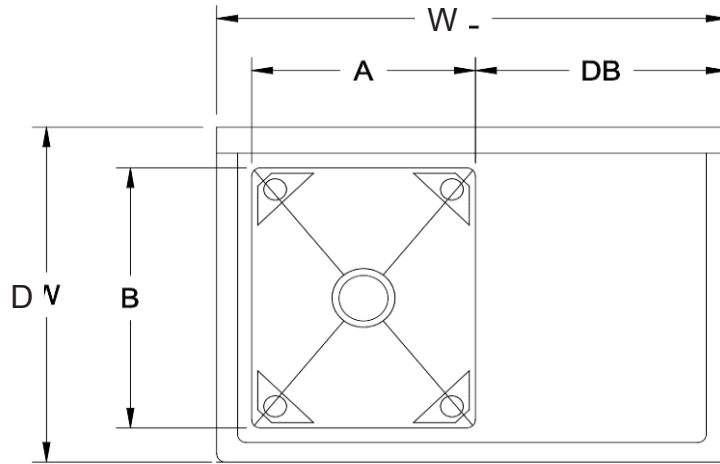
- **Top and Bowl:** 18 Gauge 300 Series Stainless Steel
- **Leg Sockets:** Stainless Steel
- **Legs:** 1 5/8" Galvanized Steel
- **Feet:** 1" Adjustable high impact polymer bullet style

PLUMBING

- 1 1/8" Splash Mounted Faucet Holes 8" Centers
- 3 1/2" Waste Drain



KES1C1818-R18



Model	Product ID	Drainboard		Overall Size				Bowl Dimensions			Install Dimensions		
				W	D	H	Weight	Length	Width	Depth	V	X	Y
		Drainboard	Length					A	B	C			
KES1C1818-R18	946684	R	18"	38.5"	24"	43"	48 lbs	18"	18"	12"	22"	39"	11.5"
KES1C1824-R18	946691	R	18"	38.5"	30"	43"	54 lbs	18"	24"	12"	22"	39"	14.5"