



9 Hampshire St., Mansfield, MA 02048
www.kinteraequipment.com

Project:	
Model #:	
Item #:	
Available W/H:	Qty:
Approval:	
AIA #:	SIS #:
CSI Section 11400	

Solid Door Freezer

Reach-In Top Mount
KINTERA

Model : KTM1F

≡ FEATURES & BENEFITS ≡

- **Digital temperature control & monitor system**
 - Keeps food products safe by maintaining constant temperatures
 - Alarms that sound when doors are not sealed shut; protect against food spoilage that originates from cold air leaks
 - Early warning alarm program detects issues before malfunction occurs
 - Digital display allows for easy monitoring
 - Programs interpret the condition of refrigeration systems by self-diagnosis
 - Rapid cool-down function (Turbo Freeze)
 - Automatic evaporator fan motor delays
- **Hydrocarbon refrigerants (R-290)**
 With innovative and eco-friendly technology, KINTERA brings you hydrocarbon refrigerators designed to meet DOE's Energy Conservation Standards in 2017 and to use EPA's SNAP Program approved HC refrigerants. Hydrocarbon refrigerants do not deplete the ozone layer and have very low contribution to global warming (ODP-0, GWP-3).
- **Cabinet construction**
 KINTERA model boasts a stainless steel exterior (door) with AL exterior sides (galvanized steel top, bottom, and back). Interior has a stainless steel bottom with AL interior (walls, door liners, and top duct).
- **High-density polyurethane insulation**
 The entire cabinet structure and solid doors are foamed-in-place using high density, CFC free polyurethane insulation.
- **LED interior lighting**
- **Adjustable, heavy duty, PE (polyethylene) coated wire shelves**
- **Self-contained system**
- **4" dia. swivel casters with locks on the front set**
- **Door locks**
- **Solid and sturdy grille design**
- **Top mount compressor**
- **Anti-corrosion coated evaporator standard feature**
- **Freezer holds -10°F ~ 0°F for the best in food preservation**




Model	Product ID	Swing Door	CU./FT.	#of Shelves	HP	AMPS	Crated Weight (lbs.)	L x D* x H† (inches)
KTM1F	919702	1	21.94	3	1/2	4.9	289	28³/₄ x 30³/₄ x 78

Solid Door Freezer

Reach-In Top Mount
KINTERA

Model : KTM1F

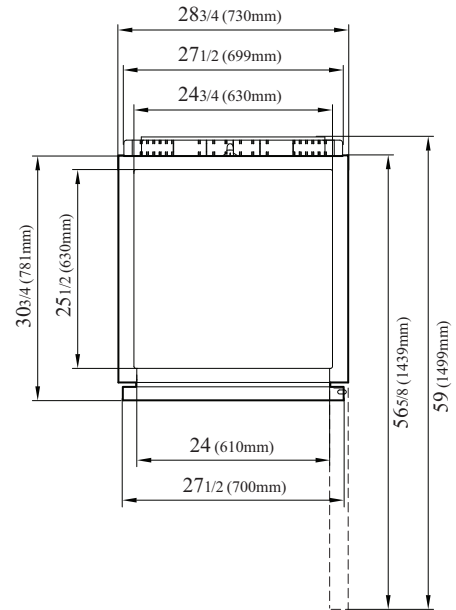
ELECTRICAL DATA	
Voltage	115/60/1
Plug Type	 NEMA 5-15P
Full Load Amperes	4.9
Compressor HP	1/2
Cord Length (ft.)	9
Refrigerant	R-290
DIMENSIONAL DATA	
# of Doors	1
Net Capacity (cu. ft.)	21.94
Ext. Length Overall (in.)	28 3/4 (730mm)
Ext. Depth Overall (in.)	30 3/4 (781mm)
Ext. Height Overall (in.)*	78 (1981mm)
Int. Length Overall (in.)†	24 3/4 (630mm)
Int. Depth Overall (in.)	24 3/4 (630mm)
Int. Height Overall (in.)	53 7/8 (1368mm)
# of Shelves	3
Shelf Size (L x D) (in.)	23 7/8 x 23 1/8
Net Weight (lbs)	271
Gross Weight (lbs.)	289

Design and specifications subject to change without notice.
Actual shipping weight may differ due to extra packing materials for product protection.
* Depth does not include 2-3/8" for rear condensate enclosure.
† Height does not include 4-3/4" for caster height.

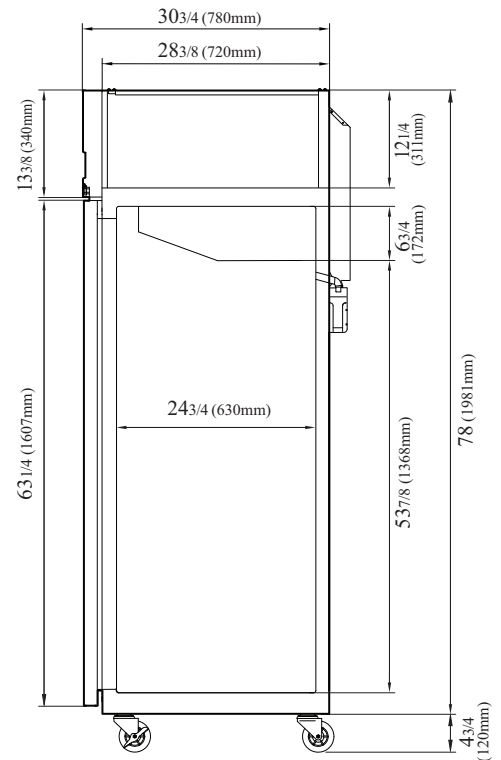
■ **WARRANTY : 2 Year Parts and Labor Warranty
Additional 3 Year Warranty on Compressor**

PLAN VIEW

(unit : inch)



TOP VIEW



SIDE VIEW

Ver.20240514



Warranty: 800-381-7770
info@kinteraequipment.com